
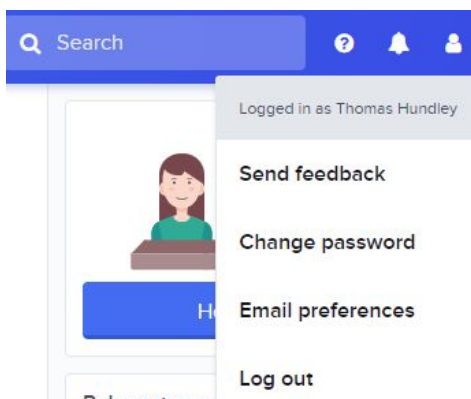


# Clever Login Instructions For Students

1. Navigate to <https://clever.com/in/oca>.
2. Click Log In with Google using your gmail login credentials  
Username: firstname.lastname or  
firstinitial.lastname@oceansidecollegiateacademy.org  
Password: changeme (until you change it)




3. Click your OCA email address.
4. If you are unable to log in, please email [clever@landsharks.org](mailto:clever@landsharks.org).



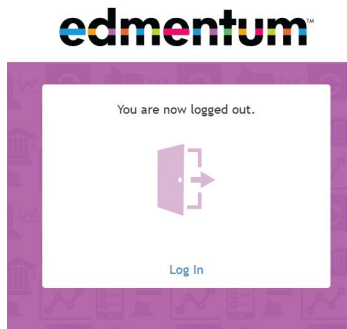
# Apps Login

Once logged in to Clever, you will see your Clever Dashboard. Clicking any of the icons will either log you in to the app or take you to the website.

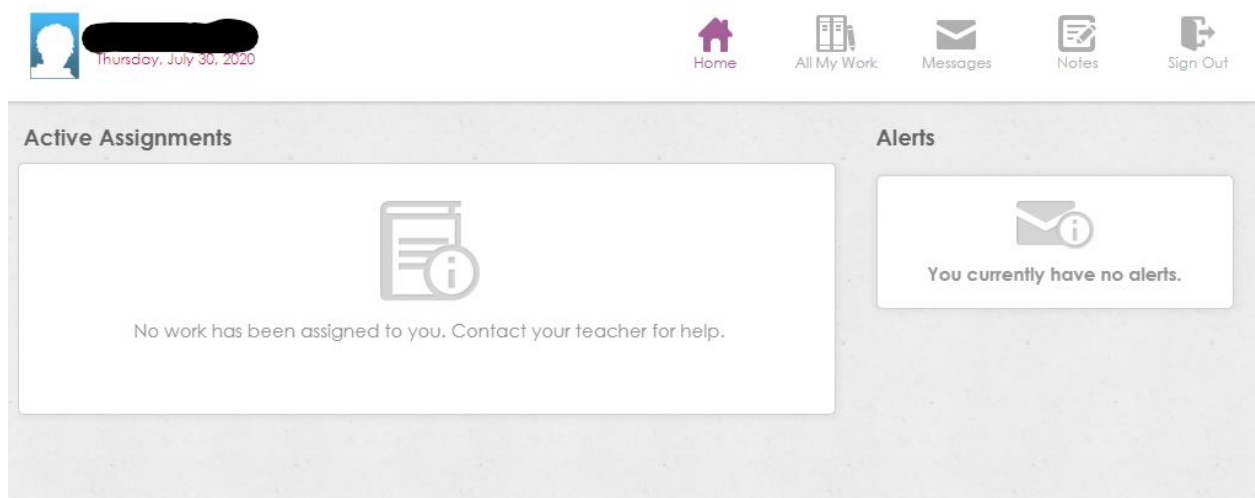
1. In this example, click on the Edmentum Courseware icon circled in the image below.



2. If you get an error message stating that “You were logged off because there was an existing session that was not signed out.” click the Log In link.



3. Once logged in to Edmentum, you will see your Edmentum homepage.



# Apps Login



Edmentum: No Login Credentials



Study Island: No Login Credentials



GoGuardian: No Login Credentials



Gmail: Login Once

U:

[firstname.lastname@oceansidecollegiateacademy.org](mailto:firstname.lastname@oceansidecollegiateacademy.org)

P: changeme (until you change it)



Google Classroom: Login Once with Gmail Username & Password



Mastery Connect No Login Credentials



Office 365 : Login Once

U:

Firstname.lastname@oceansidecollegiateacademy.org

P: Oceanside123



Powerschool: Login Once with your unique login credentials (found in an email)



No Login Credentials